



# *BJUI Knowledge app*

## Contents

1. [Installing the app](#)
2. [Logging in](#)
3. [Navigating the app](#)
4. [Viewing modules](#)
5. [Support and feedback](#)

Guide to using the *BJUI Knowledge* app

# 1. Installing the app


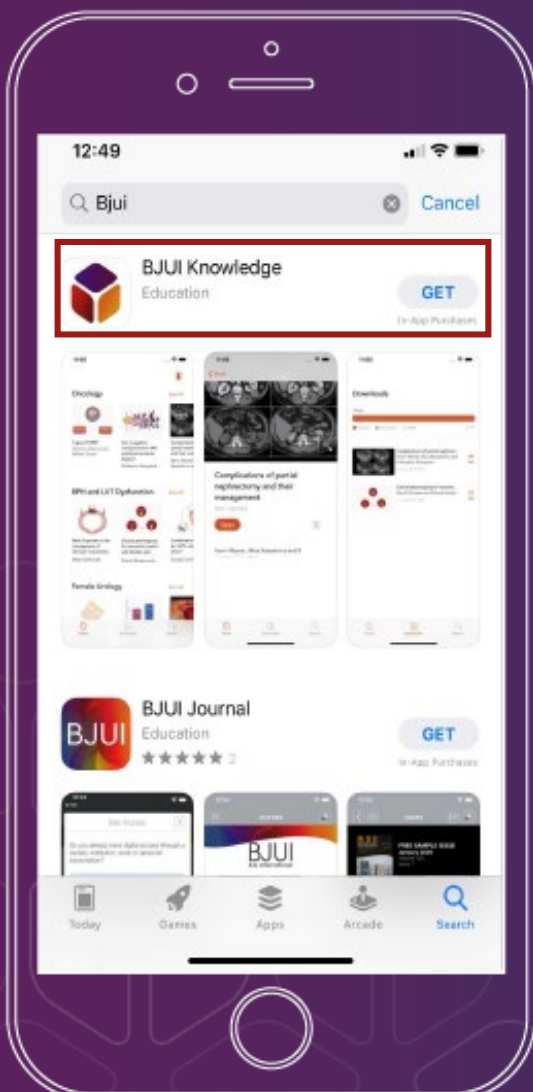
The *BJUI Knowledge* app is available for most smartphones and tablets.

To download, follow one of these links from your device:



You can also search for "BJUI" in the App Store...


... or in the Google Play Store.



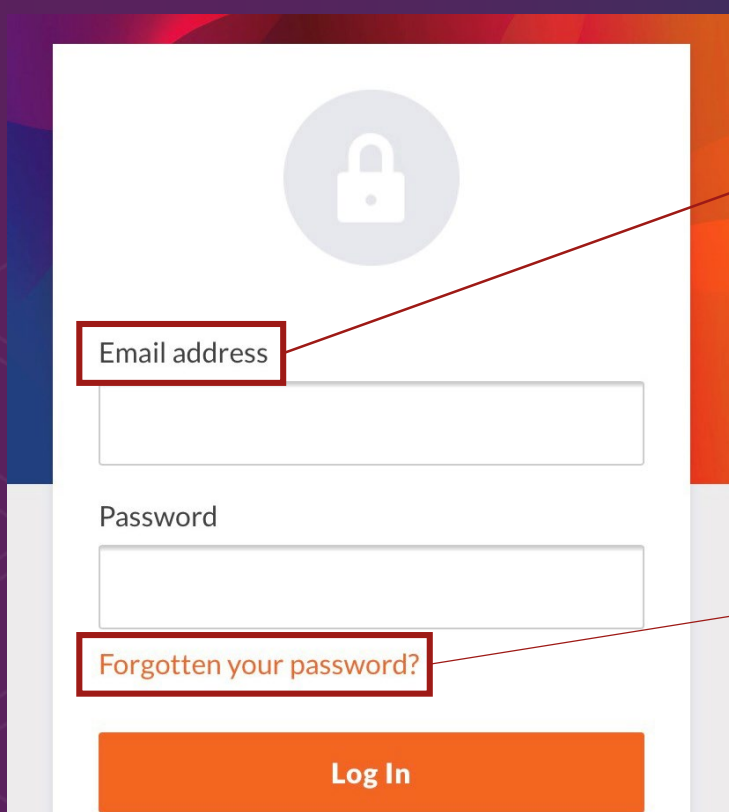
## 2. Logging in

To access modules, you will need a **BJUI Knowledge account** and **subscription**. You may have a subscription through a professional urological association.

If you do not already have a *BJUI Knowledge* account, you can create one in the app by selecting  or directly [on our website](#).



Once you have created an account, or if you already have an account, you will be able to log in.



Your username will be the email address you signed up with.

Reset your password if you've forgotten it by selecting "Forgotten your password?"

You may read about our privacy and data policy [here](#).

## 3. Navigating the app

Immediately after you have logged in, you will be at the app “Home” screen. From Home, many things are possible.

Besides e-learning modules and videos organised by category, there are also **Account**, **Home**, **Downloads** and **Search** options.



**Account:** view general information about *BJUI Knowledge* and the app, log out.

**Home:** return to Home from other sections.

**Downloads:** the app may need to create a cache of data for a module. You can view and delete these caches here.

**Search:** quickly find modules by searching module titles or browsing oncology module subcategories.

Swipe downwards to refresh the Home screen.

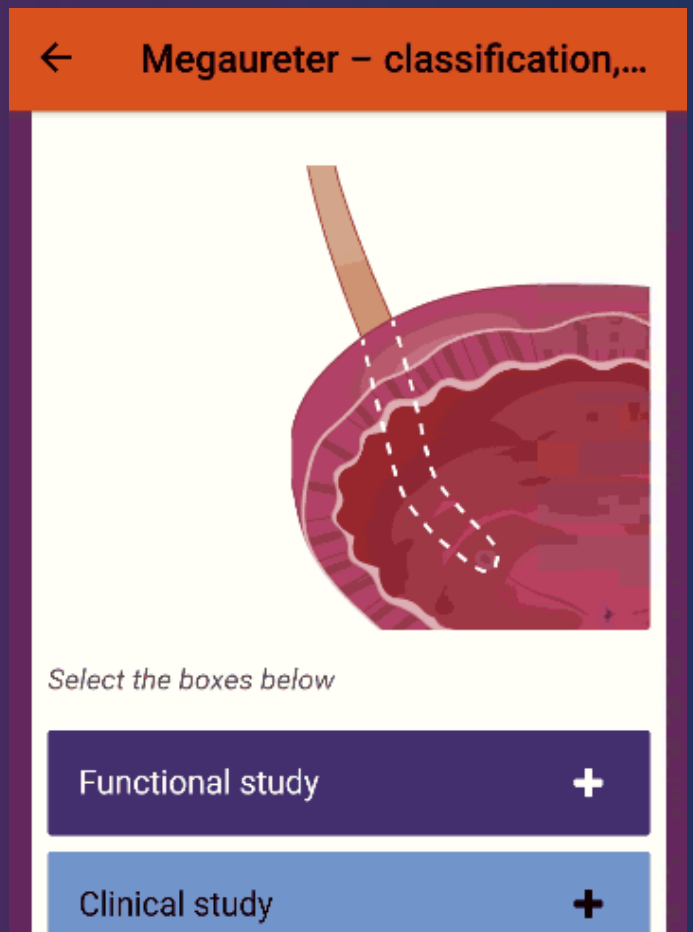
## 4. Viewing modules

Interacting with modules using the app is essentially the same as using the *BJUI Knowledge* website.

Swipe left and right or use the arrows at the bottom of the page to navigate.


Look out for interactive elements (example on the right).

Complete the final assessment to add the module to your CPD record.



View the references and source manuscript in the resources section, if desired.

1/18



### *Please note:*

- If your device has a “back” button, pressing it will exit the module rather than moving back to the previous page.
- If you are using a device with a resolution of less than 320 pixels (e.g. a smartwatch), modules may not display correctly.

Guide to using the *BJUI Knowledge* app

## 5. Support and feedback

Our team are happy to answer any questions you have about *BJUI Knowledge*, the app, subscriptions and your account with us.

Contact us at:

[support@bjuiknowledge.org](mailto:support@bjuiknowledge.org)

In addition, we value your reviews and feedback on our app and content.

If you have feedback, please do not hesitate to:

- e-mail us directly at the address above
- leave feedback at the end of a specific module, or
- leave a review on the App Store or Google Play Store.



**BJUI**  
BJUI Knowledge